


31 July 2024		Balanced Fund
Effective Date	29 April 2011	<b>Fund Manager</b> PT Henan Putihrai Asset Management is a full-fledged Fund Management Firm with deep comprehension and extensive experience in Indonesian capital market. Our humble start began in 1990 through the establishment of Henan Putihrai Sekuritas as one of IDX founding members of IDX. Our strategy and core competence have allowed us to consistently grow and survive the turbulence of economic cycle.
Effective Number	S-4694/BL/2011	
Launch Date	18 July 2011	
Currency	IDR	
NAV/Unit (Rp)	<b>1,886.2377</b>	
AUM (Rp bln)	<b>57.255</b>	
Minimum Subs (Rp)	50,000	
Current Unit NAV	30,354,019.1881	
Periodic Update	Daily	
Subscription Fee	≤2%	
Redemption Fee	≤5%	
Switching Fee	≤2%	
Management Fee	≤3%	
Custodian Fee	≤0.25%	
Risks	Market Risk Redemption Risk Liquidation Risk Liquidity Risk	<b>Fund Objective</b> To optimize long-term capital growth through active investments emphasizing on equity instruments (through primary and secondary market), inclusive of bonds and/or money market and/or cash and quasi-cash instruments.
Custodian Bank	Bank Rakyat Indonesia	<b>Investment Policy</b> Equity 2-79% Cash & Equivalent 2-79% Money Market 2-79%
Bank ISIN Code	IDA0001024B9	<b>Portfolio Composite</b> Equity 50% Fixed Income 29% Time Deposit 8% Cash & Equivalent 13%
Subs. Account No.	<b>020601005342306</b> BRI KCK Sudirman	<b>Investment Product Benefits</b> Professional management Transparency Long term capital growth Asset diversification Ease of subscription/redemption
<b>Risk Classification</b> Low Low-Mid Mid-High High 		<b>Top Holdings (Alphabetical)</b> 1 ASII 3.5% 2 BBKA 7.2% 3 BBRI 6.8% 4 BRPT 4.8% 5 FR0097 8.8% 6 FR0101 8.8% 7 KPIG 8.1% 8 MDKA04CN1 3.6% 9 MEDC04BCN3 5.3% 10 SSIA 3.9%
Money Market Fixed Income <b>Balanced Fund</b> Equity		<b>Sectoral</b> 1 Banking - TD 8.7% 2 Basic Materials 10.3% 3 Financial 27.5% 4 Government Bond 21.0% 5 Others 21.9%

Notes: This product invests in equity and fixed income securities which relatively has medium volatility

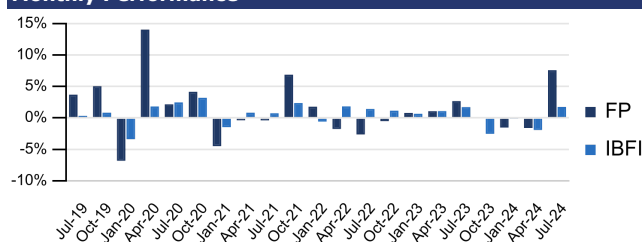
### Fund Performance

	1M	3M	6M	YTD	1Y	3Y	5Y	Inception
HPAM FLEXI PLUS	7.59%	6.29%	10.38%	8.67%	20.97%	12.70%	-4.40%	88.62%
Infovesta Balanced Fund Index	1.73%	0.43%	-0.99%	-1.16%	-2.84%	7.51%	2.85%	41.37%
Best Monthly Return	14.02%	30-Apr-2020						
Worst Monthly Return	-20.86%	31-Mar-2020						

### Performance Since Inception



### Monthly Performance



### Access for Investor

Prospectus <a href="https://hpam.co.id">https://hpam.co.id</a>	Fund Ownership <a href="https://akses.ksei.co.id/">https://akses.ksei.co.id/</a>	Instagram <a href="https://www.instagram.com/hpam.id">@hpam.id</a>
---	---	---

### Custodian Bank Profile

PT Bank Rakyat Indonesia (Persero) Tbk is one of the oldest bank in Indonesia, established in 1895 and is the biggest bank in micro lending in Indonesia. Bank Rakyat BRI received the license as custodian bank based on Bapepam-LK no KEP-91/PM/1996

### Disclaimer

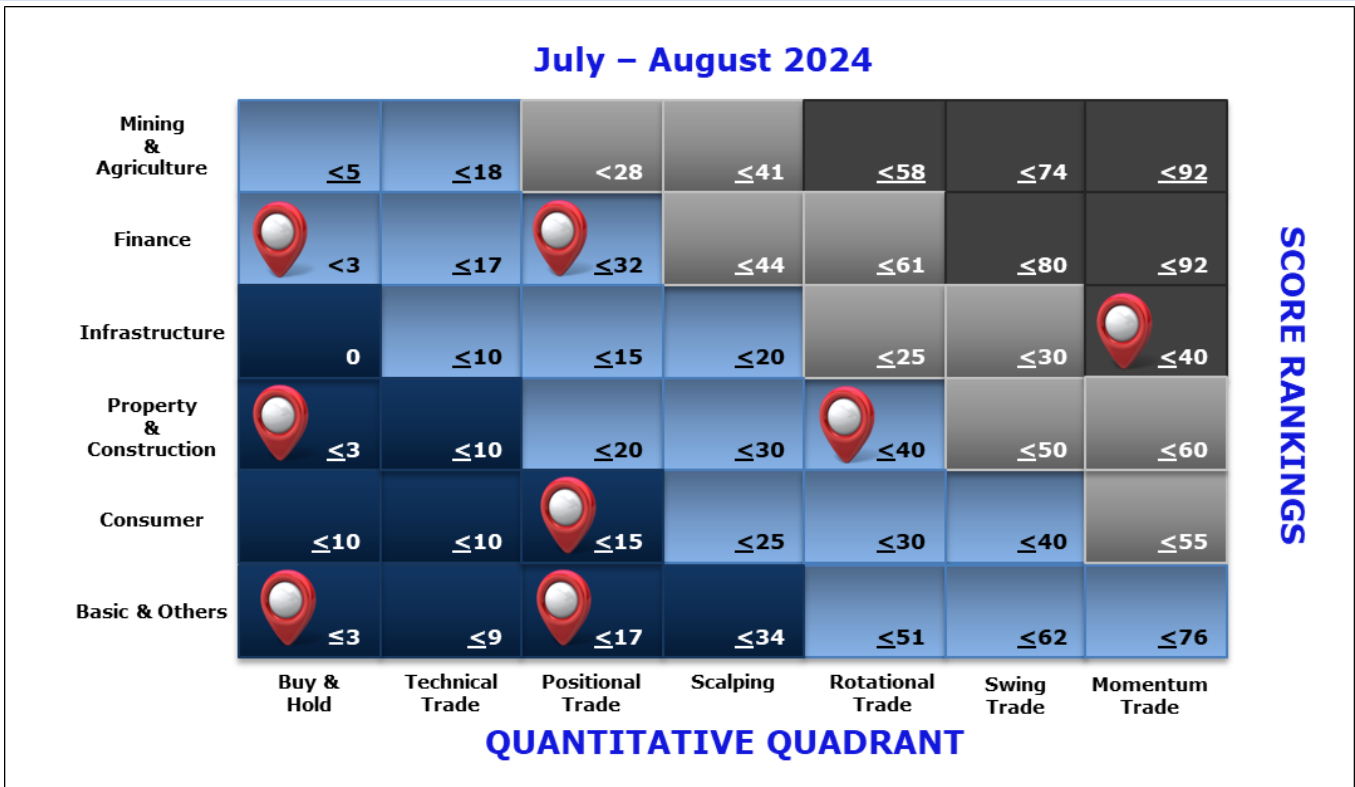
Before investing you should carefully consider the Fund's investment objectives, risks, charges and expenses. This fund may also allocate a portion of the portfolio to high risk assets which have high risk and return profile. This and other information are available through request for prospectus or at our company's website. The fund is subject to market risks (volatility) and may not be appropriate for short term investments. Holdings and Sector weightings are subject to constant changes without notice as deemed fit by the investment management team. This document is for sophisticated investor only and not intended for individual private investor. Performance data quoted represent past performance and is no guarantee of future results. Investment returns and principal values may fluctuate so that an investor's shares, when redeemed, may be worth more or less than their original cost. Current performance may be lower or higher than that shown. All return assume reinvestment of all dividend and capital gain distributions. Index performance is shown for illustrative purpose only. Conventional Non-bank institutions are prohibited from investing directly in index.

**31 July 2024** **Balanced Fund**

**Intrinsic Assessment Value**

No	Variables	Ranks				Intrinsic	≤10%	≤30%	≤60%	≤90%
		1	2	3	4					
1	GCG Scoring			3	4	Ownership & Management				
2	Product Strength	1		3	4	Barriers to Entry				
3	5 Year CAGRs	1			4	Growth vs. Industry				
4	ROE & ROIC	1		3	4	Ratios vs. Industry				
5	Yield Curve		2	3	4	Equal & Above the Curve				
6	Solvency		2	3	4	Debt Service Ratio				
7	Capital Structure	1		3	4	Equity vs. Debt Financing				
8	Banking BUKU	1		3	4	Min. Bank BUKU 2				
9	Net Foreign Flow	1	2	3		Foreign vs. Domestic Investors				
10	Investment Grade		2	3	4	BBB+ to AAA				
11	Relative Bond Price Performance	1	2		4	IDMA movement				
12	Market Liquidity		2	3	4	VWAP & MOSB				
13	Yield to Maturity		2	3	4	Above Fair Yield				
14	Interest Payment Cycle	1		3	4	Monthly & Quarterly & Semi Annual				
15	Settlement Date Target	1	2		4	Good Fund				

**Value @ Risk Matrix**



**PT. Henan Putihrai Asset Management**  
 Sahid Sudirman Center Lantai 46  
 Jln. Jenderal Sudirman No.86, Jakarta Pusat 10220  
 (021) 39716699  
<https://hpam.co.id>